

EPSOM PROPERTIES LIMITED

CIN: L24231TN1987PLC014084

Regd. Off: Regency House, 2A, Second Floor, 250/7, Anna Salai, Teynampet
Chennai – 600 006 (TN)

Telephone: 91-4443021233 **Email:** epsomproperties@gmail.com **web:** www.epsom.in

4th November, 2019

To
The Manager
Listing Department
BSE Limited
PJ Towers, Dalal Street, Fort
Mumbai – 400 001

Dear Sir,

Sub: Outcome of the 4th Meeting of the Board for the year 2019-20 held on 04.11.2019:

As already informed vide our letter dated 26th October, 2019 and pursuant to the provisions of Regulation 30 read with Schedule III Para A of Part A of SEBI (Listing Obligations and Disclosure Requirements) Regulations, 2015, please be informed that the Board of Directors of the Company met today and the Meeting commenced at 11.00 AM and concluded at 6:00 P.M. and *inter alia* transacted the following business:

1. Un-audited Financial Results for the Second Quarter and Half Year ended 30.09.2019.

Please, take all the above on record and kindly treat this as compliance with (SEBI LODR) Regulations, 2015.

Kindly acknowledge.

Thanking you

Yours faithfully
For Epsom Properties Limited


Sapna Tanwar
Company Secretary and
Compliance Officer
M.No. A53596

Encl: As above.




UDIN: 19218962AAAAGV4295

COMPLIANCE CERTIFICATE ON LIMITED REVIEW REPORT

To

The Board of Directors,
Epsom Properties Ltd,
Regency House, 2A, Second Floor,
250/7, Anna Salai, Teynampet
Chennai - 600 006.

1. We have reviewed the accompanying statement of unaudited standalone financial results of Epsom Properties Limited (the 'Company') for the quarter ended September 30, 2019 (the "Statement") attached herewith, being submitted by the Company pursuant to the requirements of Regulation 33 of the SEBI (Listing Obligations and Disclosure Requirements) Regulations, 2015, read with SEBI Circular No. CIR/CFD/FAC/62/2016 dated July 5, 2016.
2. The preparation of the Statement in accordance with the recognition and measurement principles laid down in Indian Accounting Standard 34, (Ind AS) 34 "Interim Financial Reporting" prescribed under Section 133 of the Companies Act, 2013 read with Rule 3 of Companies (Indian Accounting Standards) Rules, 2015 read with SEBI Circular No. CIR/CFD/FAC/62/2016 dated July 5, 2016 is the responsibility of the Company's management and has been approved by the Board of Directors of the Company. Our responsibility is to express a conclusion on the Statement based on our review.
3. We conducted our review in accordance with the Standard on Review Engagements (SRE) 2410, 'Review of Interim Financial Information Performed by the Independent Auditor of the Entity' issued by the Institute of Chartered Accountants of India. This standard requires that we plan and perform the review to obtain moderate assurance as to whether the Statement is free of material misstatement. A review is limited primarily






A. JOHN MORIS & CO.,
CHARTERED ACCOUNTANTS


to inquiries of company personnel and analytical procedures applied to financial data and thus provides less assurance than an audit. We have not performed an audit and accordingly, we do not express an audit opinion.

4. Based on our review conducted as above, nothing has come to our attention that causes us to believe that the accompanying Statement, prepared in accordance with the recognition and measurement principles laid down in the applicable Indian Accounting Standards ('Ind AS') specified under Section 133 of the Companies Act, 2013, read with relevant rules issued thereunder and other recognized accounting practices and policies has not disclosed the information required to be disclosed in terms of Regulation 33 of the SEBI (Listing Obligations and Disclosure Requirements) Regulations, 2015, read with SEBI Circular No. CIR/CFD/FAC/62/2016 dated July 5, 2016, including the manner in which it is to be disclosed, or that it contains any material misstatement.

Place: Chennai
Date: 04/11/2019

For M/s. A. JOHN MORIS & CO.,
Chartered Accountants
(Firm Registration No. 007220S)




(J. SEBASTIN)

Partner

Membership No: 218962

EPSOM PROPERTIES LIMITED
CIN: L24231TN1987PLC014084
Registered Office: Regency House, 2A, Second Floor, 250/7, Anna Salai, Teynampet, Chennai-600 006

Unaudited Financial Results for the quarter ended 30 September, 2019


(In Lakhs)

Particulars	Current Quarter Ended on 30-09-2019	Preceding Quarter Ended on 30-06-2019	Corresponding Quarter ended on 30-09-2018	Year to date figures for current period ended 30-09-2019	Year to date figures for previous period ended 30-09-2018	Previous year ended 31-03-2019
	Un-Audited	Un-Audited	Audited	Un-Audited	Audited	Audited
1. Revenue						
(a) Revenue from Operations	13.51	0.00	0.00	13.51	0.00	0.00
(b) Other Operating income	0.00	0.00	0.00	0.00	0.00	0.00
(c) Other Income	0.00	0.01	0.09	0.01	0.24	0.34
Total Revenue	13.51	0.01	0.09	13.52	0.24	0.34
2. Expenses						
(a) Cost of material consumed	0.00	0.00	0.00	0.00	0.00	0.00
(b) Purchase of stock-in-trade	0.00	0.00	0.00	0.00	0.00	0.00
(c) Changes in inventories of finished goods and work in progress and stock-in-trade	0.00	0.00	0.00	0.00	0.00	0.00
(d) Excise Duty /GST	0.00	0.00	0.00	0.00	0.00	0.00
(e) Employee benefit expense	0.56	0.41	0.36	0.97	0.72	2.51
(f) Finance costs	0.00	0.00	0.00	0.00	0.00	0.00
(g) Administration Expenses	5.52	0.00	0.00	5.52	0.00	0.00
(h) Depreciation and amortisation expense	0.00	0.00	0.00	0.00	0.00	0.03
(i) Other expenses	0.00	5.35	2.71	5.35	7.83	12.54
Total expenses	6.08	5.75	3.07	11.83	8.55	15.08
3. Profit / (Loss) before Exceptional items (1-2)	7.43	(5.74)	(2.98)	1.69	(8.31)	(14.74)
4. Exceptional Items (Refer note 6)	0.00	0.00	0.00	0.00	0.00	3.32
5. Prior period Income (+) / (-)	0.00	0.00	0.00	0.00	0.00	0.00
6. Profit / (Loss) before tax (3+4)	7.43	(5.74)	(2.98)	1.69	(8.31)	(11.42)
7. Tax expense						
Current Tax (Net of Mat Credit)	0.00	0.00	0.00	0.00	0.00	0.00
Deferred Tax	0.00	0.00	0.00	0.00	0.00	0.00
Total Tax Expenses	0.00	0.00	0.00	0.00	0.00	0.00
8. Profit / (Loss) for the period (5+6)	7.43	(5.74)	(2.98)	1.69	(8.31)	(11.42)
9. Other Comprehensive Income (Net of Tax Expenses)	0.00	0.00	0.00	0.00	0.00	0.00
10. Total Comprehensive Income for the period (7+8) (Comprising profit / (loss) and other comprehensive income for the	7.43	(5.74)	(2.98)	1.69	(8.31)	(11.42)
11. Details of equity share capital						
No. of Equity shares	74.53	74.53	74.53	74.53	74.53	74.53
(Face Value of Rs.10/- per share)						
12. Earnings per share (EPS) (of Rs.10/- each) (Amount in Rs.)						
Basic and Diluted EPS	0.10	(0.08)	(0.04)	0.02	(0.11)	(0.15)

Notes:-

- The un-audited financial results of the Company for the quarter ended September 30, 2019 have been reviewed by the Audit Committee and approved by the Board of Directors of the Company at their meetings held on November 04, 2019.
- The financial results of the company have been prepared in accordance with the Indian Accounting Standards (*Ind AS*) as prescribed under section 133 of the Companies Act, 2013 read with the Companies (Indian Accounting Standards) Rules, 2015 as amended.
- The Company is engaged in the business of Property Developers and therefore has only one reportable segment in accordance with IND AS 108 "Operating Segments".
- The above is an extract of the detailed format of Quarterly Financial Results filed with the Stock Exchanges under Regulation 33 of the SEBI (Listing and Other Disclosure Requirements) Regulations, 2015. The full format of the Quarterly Financial Results are available on the BSE website and on the Company's website (www.epsom.in).
- Figures of previous periods have been regrouped and reclassified to confirm to the classification of the current period, wherever necessary

By order of the Board
For Epsom Properties Limited


Dr. Mohan Swami
Chairman
DIN: 00624075

EPSOM PROPERTIES LIMITED


CIN: L24231TN1987PLC014084

Registered Office: Regency House, 2A, Second Floor, 250/7, Anna Salai, Teynampet, Chennai-600 006

(In Lakhs)

Particulars	Notes	As on 30.09.2019		As on 30.06.2019	
EQUITY AND LIABILITIES					
1.Shareholders' Fund					
(a) Share Capital	3	745.28		745.28	
(b)Reserves and Surplus	4	(736.97)		(744.40)	
(c)Money received against share warrants		-		-	
2. Share application money pending allotment			8.31		0.88
3.Non current liabilities					
(a) Long term borrowings	5	6.50		6.50	
(b) Deferred Tax Liability (Net)		-		-	
(c)Other long term liabilities		-		-	
(d) Long Term Provisions		-		-	
3. Current Liabilities			6.50		6.50
(a) Short Term Borrowings					
(b) Trade Payables					
(c)Other Current Liabilities					
(d) Short Term Provisions	6	3.84		3.84	
Total			3.84		3.84
			18.65		11.22
ASSETS					
1.Non Current Asset					
(a) Fixed Assets		0.02		0.02	
(b)Non Current Investments		3.34		3.34	
(c)Deferred Tax Asset (net)		-		-	
(d) Long Term Loans and Advances		-		-	
(e)Other non-current Assets		-		-	
2.Current Asset			3.37		3.37
(a)Cash and Cash equivalent	7	1.74		7.82	
(b)Short Term Loans and Advances		-		-	
(c)Trade Receivables		13.51			
(d)Other Current Assets	8	0.03		0.03	
Total			15.28		7.85
			18.65		11.22

(Handwritten Signature)




Notes:

Statement of Assets and Liabilities

(In Lakhs)

Particulars	As on	As on 31-03-
	30-09-2019	2019
	Un-audited	Audited
Assets		(In Lakhs)
Non Current Assets		
a)Property, Plant & Equipment	0.02	0.02
b)Intangible Assets	0.00	0.00
c) Financial Assets	0.00	0.00
i) Trade Receivables	13.51	0.00
ii)Investments	3.34	3.34
d)Deferred Tax Assets (net)	0.00	0.00
e)Other Non- Current Assets	0.00	0.00
Sub Total Non Current Assets	16.88	3.37
Current Assets		
a)Inventories	0.00	0.00
b)Financial Assets	0.00	0.00
i)Investment	0.00	0.00
ii)Trade Receivables	0.00	0.00
iii)Cash and Cash equivalent	1.049	4.41
iv)Bank Balance	0.69	0.00
c)Other Current Assets	0.03	0.16
d)Asset held for Disposal	0.00	0.00
Sub Total Current Assets	1.77	4.57
TOTAL ASSETS	18.65	7.94
Equity and Liabilities		
Equity		
a)Equity Share Capital	745.28	745.28
b)Other Equity		
Reserves & Surplus	(736.97)	(738.66)
Total Equity	8.31	6.62
Liabilities		
1) Non Currents Liabilities	0.00	0.00
a) Long Term Borrowings	6.50	0.00
b)Deferred Tax Liabilities (net)	0.00	0.00
c)Other long term Liabilities	0.00	0.00
d)Long Term Provisions	0.00	0.00
Sub Total Non Current Liabilities	6.50	0.00
2)Current Liabilities		
a)Fiancial Liabilities		
i)Borrowings	0.00	0.00
ii)Trade Payables	0.00	0.00
b)Provisons	3.84	1.32
c)Other current Liabilities		
Sub Total Current Liabilities	3.84	1.32
TOTAL EQUITY AND LIABILITIES	18.65	7.94



EPSOM PROPERTIES LIMITED
CIN: L24231TN1987PLC014084
Registered Office: Regency House, 2A, Second Floor, 250/7, Anna Salai, Teynampet, Chennai-600 006

(In Lakhs)

Particulars	For the half year ended 30.09.2019		For the half year ended 30.09.2018	
A. Cash flow from operating activities				
Net Profit before extraordinary items and tax	1.69		-8.31	
Adjustments for:				
Depreciation and amortisation				
Interest income	0.00			
Profit on sale of asset	0.00		0.00	
Short term provisions	2.32		-1.14	
Less: Tax paid				
Operating profit before working capital changes		4.21		-9.45
Changes in working capital:				
Adjustments for (increase) / decrease in operating assets:				
Trade receivables under Financing Activity	-13.51			
Inventories	0.00			
Short-term loans and advances	0.00			
Other current assets	0.13			-0.02
Adjustments for increase / (decrease) in operating liabilities:				
Short-term borrowings				
Trade payables				
Other current liabilities				
Short-term provisions		-13.38		0.00
Cash flow from extraordinary items		0.00		0.00
Cash generated from operations		-9.17		-9.47
Net income tax (paid) / refunds		0.00		0.00
Net cash flow used in operating activities (A)		-9.17		-9.47
B. Cash flow from investing activities				
Capital expenditure on fixed assets				
Capital expenditure on capital work in progress				
Interest received				
- Bank	0.00		0.00	
Net cash flow from investing activities (B)		0.00		0.00
C. Cash flow from financing activities				
Proceeds from issue of equity shares	0.00		0.00	
Proceeds from long-term borrowings	6.50			
Net cash flow from financing activities (C)		6.50		0.00
Net increase in Cash and cash equivalents		-2.67		-9.47
Cash and cash equivalents at the beginning of the year		4.41		18.82
Cash and cash equivalents at the end of the year		1.74		9.35
Reconciliation of Cash and cash equivalents with the Balance Sheet:				
Cash and cash equivalents as per Balance Sheet (Refer Note 7)		1.74		9.35
Less: Bank balances not considered as Cash and cash equivalents as defined in AS 3				
Cash Flow Statements		0.00		0.00
included in Note 13		1.74		9.35
Cash and cash equivalents at the end of the quarter *		1.74		9.35
* Comprises:				
(a) Cash on hand		1.05		
(b) Balances with banks		0.69		
		1.74		9.35

